



Meadow



SparkPlug

SETTING UP YOUR
SPARKPLUG
INTEGRATION

2023

SPARKPLUG INTEGRATION

Our integration with SparkPlug utilizes sales data to:


- Reward top performers
- Offer sales commissions
- Launch sales contents
- Create team goals
- Push learning/training content
- Gamify sales to engage your sales team

BENEFITS TO RETAILERS

- ✓ More invested, engaged team
- ✓ Bigger sales
- ✓ Higher take-home pay and perks for your team (paid for by brands)
- ✓ Sales team is better versed in the brands you carry
- ✓ Retain full control of your data
- ✓ Brands pay your teams' rewards

SparkPlug connects you with cannabis brands that want to reward your team and boost your sales.

LEADERBOARD FINE FETTLER




PAX Sales Contest

COMPLETE

Sell the most PAX products and win \$100!

GOAL SEED & SMITH




WYLD Incentive!

COMPLETE

Sell 20 Units, Earn \$20 Amazon Gift Card

LEADERBOARD LIKEWISE




2nd Thursday Promo Sales Contest

COMPLETE

Top 5 sellers of 1906 across all Likewise locations win cash prize! (40 Unit Minimum)

COMMISSION DEBBIE'S DISPENSARY




Smokiez Incentive \$\$\$

COMPLETE

\$.50 for every bag of Smokiez sold (\$10 min payout)

COMMISSION ELEVATED



Wana Winter Cash Incentive!

COMPLETE

\$1 for every unit sold!

WHERE TO START

Begin by setting up your SparkPlug account.

If you do not already have a SparkPlug account, [CLICK HERE](#) to set one up.

**SPARKPLUG IS OFFERING 1 YEAR
FREE PRO SUBSCRIPTION TO
MEADOW CLIENTS
(OVER \$2,000 VALUE)**

MEADOW
CLIENTS PAY \$0
FOR 1ST YEAR
OF PRO

Per location

Free

This plan includes

- POS Integration
- Brand sponsored commissions, contests, and goals
- SMS updates and employee dashboards
- Campaign ROI dashboard
- Automated reporting and payouts

Per location

\$199 /month

This plan includes

- POS Integration
- Sales commissions, contests and goals
- SMS updates and employee dashboards
- Campaign ROI dashboard
- Automated reporting and payouts
- Store-sponsored sales incentives
- 24/7 support
- Dedicated account manager

INTEGRATION SET UP

Only Full Privilege Admins
have access to this page.

1. In your Meadow account, navigate to API Settings (<https://admin.getmeadow.com/settings/api>).
2. Select "Add Integration"
3. Click Company and select "SparkPlug"
4. Select the "Analytics Access" checkbox
7. Click "Create"
8. Provide API Key to your SparkPlug support rep

Create API Integration

Select the company you would like to generate an API key for. After generation, you can give this API key to the company so that they will be able to access your Meadow account through the API.

SparkPlug x ▾

Create Orders
Controls whether this integration may create orders in your account.

Menu Access
Controls whether this integration may access your full menu.

Edit Products
Controls whether this integration may edit products.

Analytics Access
Controls whether this integration may access your full inventory, sales data, and customer list. This permission should be given out with care only to organizations that you trust fully. They will have access to ALL of your historical data.

Settings

Orders are created with the status: "new"
Orders will create inventory transactions and be created as "new" instead of "draft".

Create

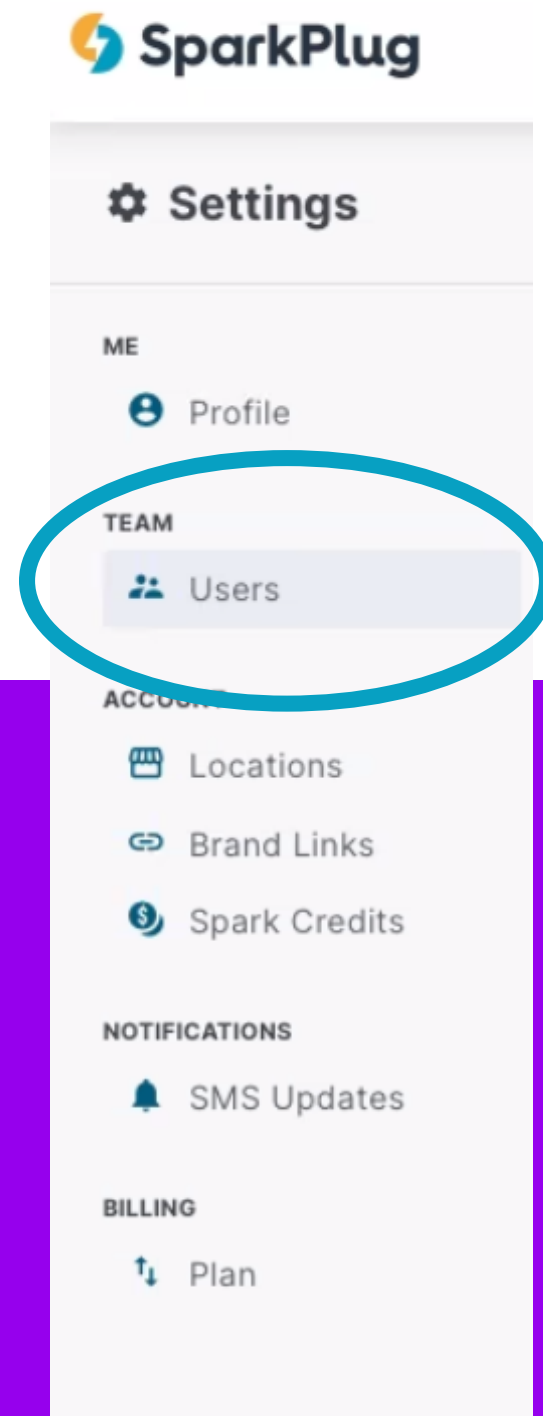
API Integrations Add Integration

Below you will find a list of all your active API integrations. Please treat your API Keys as secure information similar to a password. They should only ever be given to trusted contacts at the company you are integrating with.

API Keys	
Company	API Key
SparkPlug	67a26918-6852-4c23-a425-061a7378ab92

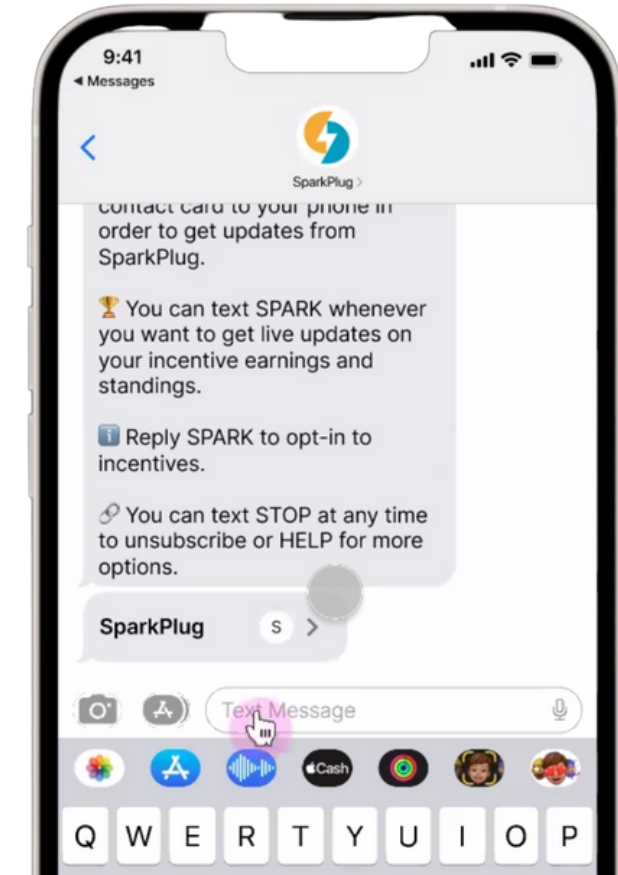
Edit

ONBOARD YOUR TEAM



To onboard team members in SparkPlug, go to Team >> Users in the navigation bar.

You can either onboard team members manually, or have them sign up via text message or by scanning a QR code.



Once team members are onboarded in SparkPlug, they will be matched with their Admin profile in Meadow.

CHOOSE YOUR BRANDS

- In the SparkPlug navigation bar, go to Account >> Brand Links to select the brands you carry. These brands will notify you when they offer a sales incentive.

Create New Brand Link

Instructions
Find and select brands from your POS to map to Kanha

Brand *
Kanha (Kanha) Linked

Search


Mapped Brand Names:

- 1:11
- 14er/Sustainable Health LLC
- 1906
- 1906 - Medical
- 710 Labs/Jolet Ventures LLC
- ACME Growers LLC
- AF INC
- AFG Distribution
- Aiopro
- Akta
- Aliviar/Become/MedPharm
- Alpine Hemp

Cancel Save

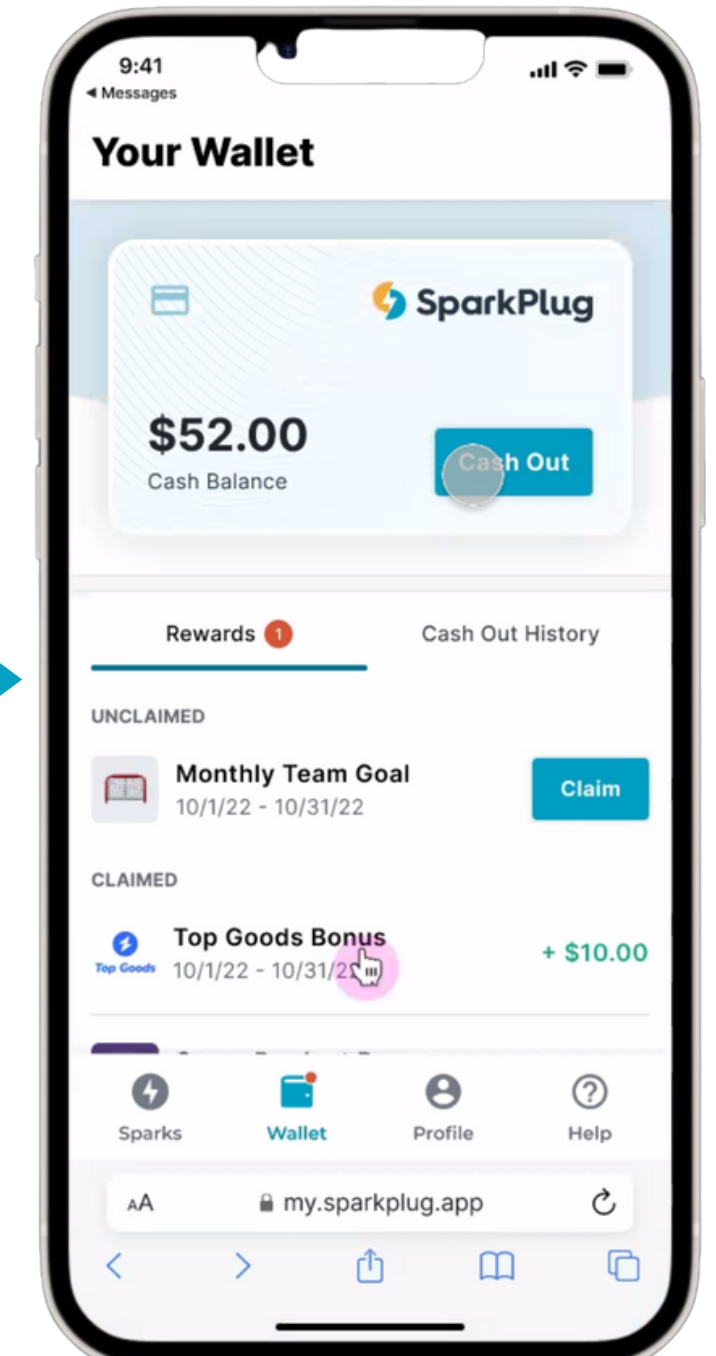
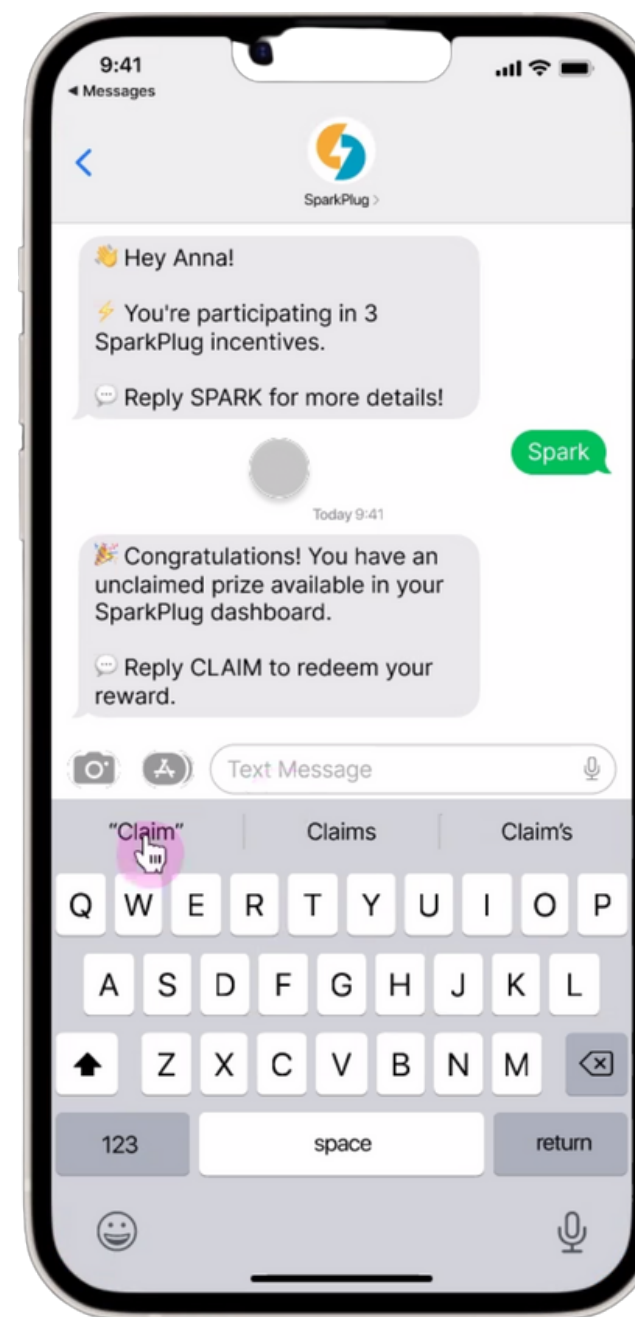
CHOOSE YOUR SPARKS

- When a brand you selected offers an incentive (a "Spark") you'll get a notification and can accept or pass.
- If you accept, your team will be enrolled and notified, and their progress will be tracked.



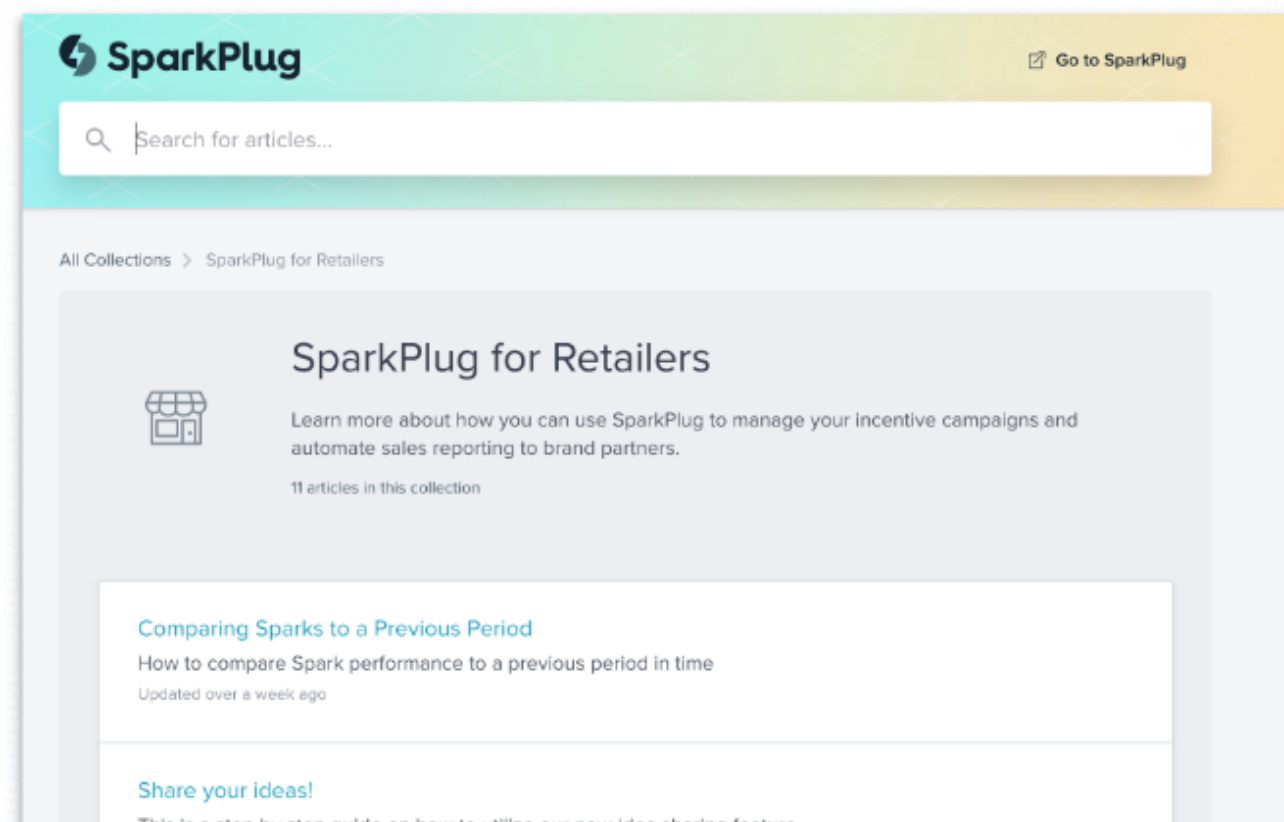
REWARD YOUR TEAM

- When a competition ends or when a goal is reached, eligible employees are notified and can claim rewards instantly.
- Payouts are fast and easy, with options like Amazon, Visa, and Venmo.
- Employees can manage rewards in their digital Wallet

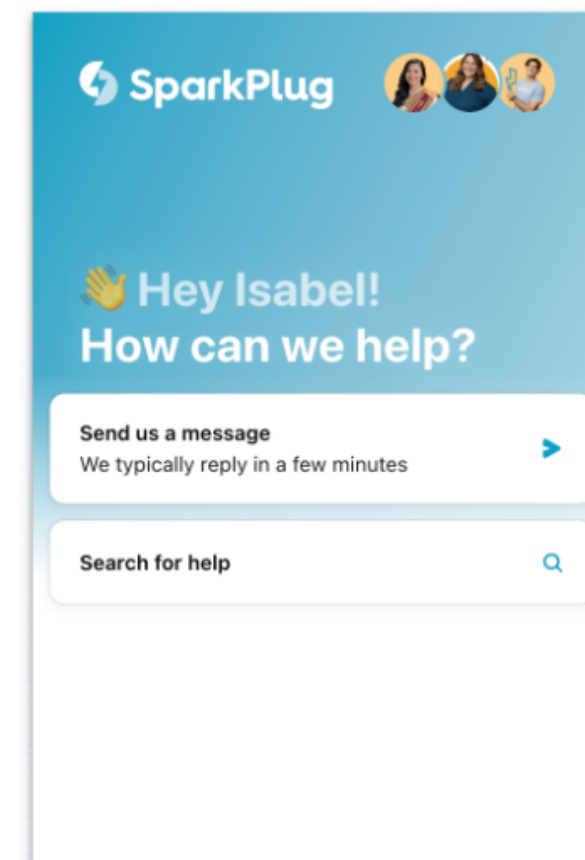


WANT TO LEARN MORE?

To learn more about SparkPlug and the tools they offer - like internal competitions, team leaderboards, creating incentives, and multi-store competitions - check out SparkPlug's help database or reach out to their team using Chat.



Find articles and FAQs in SparkPlug's help article database.



Get immediate help with SparkPlug's Chat.

